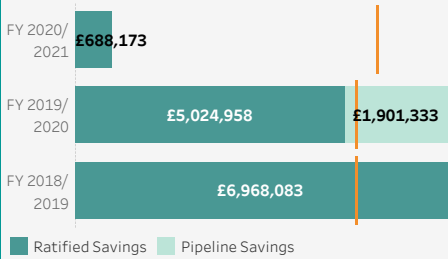


Commercial

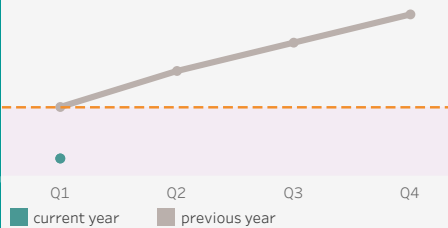
Ratified Savings: Tameside savings not included - TBA

£688,173 generated in this FY.
Target for this FY is **£5,600,000**

Annual Totals



Cumulative Quarterly figures



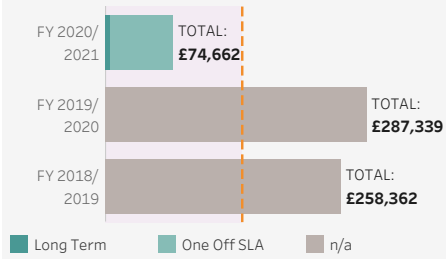
Return on Investment: ALL

Annual target is **£3,261,120** (2x Investment).
21.1% has been met by FY 2020/2021 (Q1).
0.4x the annual investment has been saved.

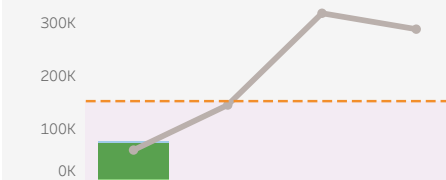
Income (STAR Total):

£74,662 of income has been secured this year.
Target for this year is **£150,000**

Annual Totals



Cumulative position by Quarter



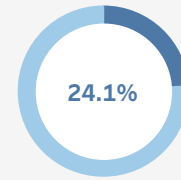
	Q1	Q2	Q3	Q4
Current	£74,662	£0	£0	£0
Prev. Yr	£59,800	£144,559	£317,300	£287,339

- Actual (One-off SLA)
- Actual (Long Term)
- Secured (One-off SLA)
- Secured (Long Term)
- Prev. Yr

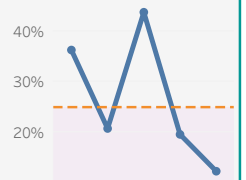
Communities

Social Value:

Accumulative %

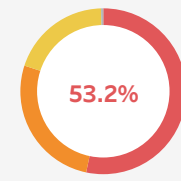


Quarterly %

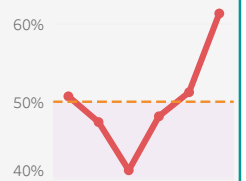


Local Spend:

FY % to date



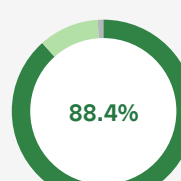
Quarterly %



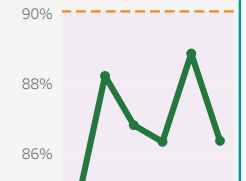
Compliance

Verified Spend:

FY % to date



Quarterly %



5STAR Performance Dashboard

Partner ALL

version 2.0
produced by Stockport BI

